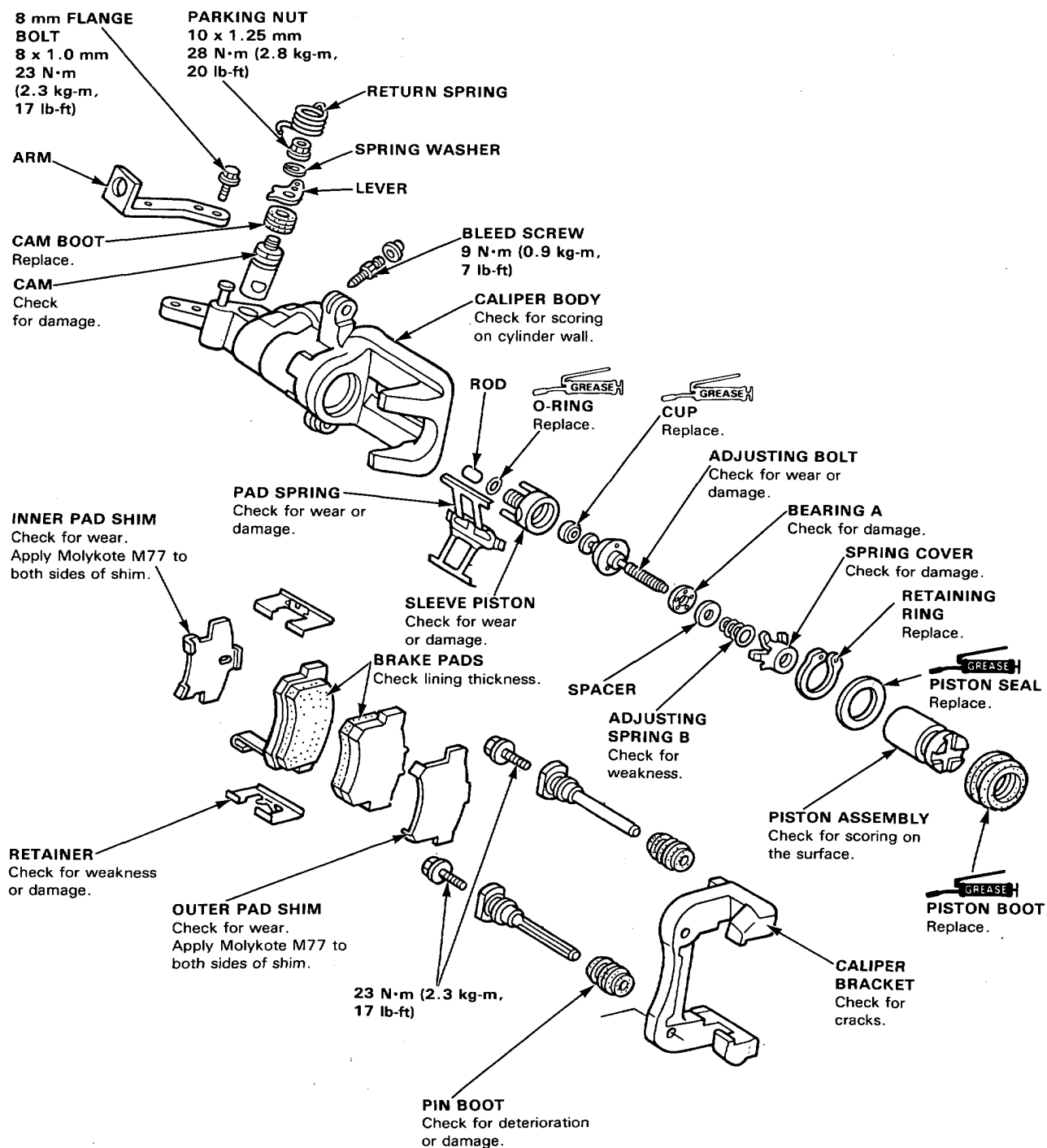


Inspection (cont'd)

(2 Wheel Steering)



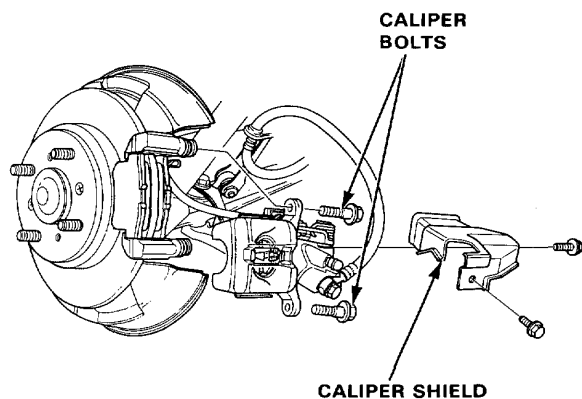
Brake Pad/Disc



Inspection and Replacement

1. Block the front wheels, support the rear of the car on safety stands, then remove the rear wheels.
2. Remove the caliper shield.
3. Remove the two caliper bolts.

(4WS)



(2WS)

8 mm FLANGE BOLTS

CALIPER SHIELD

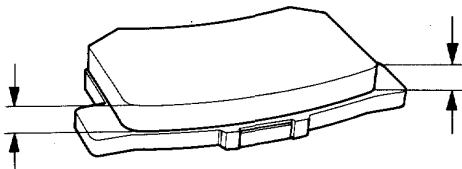
4. Remove the pad shims, pad retainers and pads.

5. Remove the pads and measure the thickness of each brake pad lining using a vernier caliper.

Brake Pad Thickness:

Standard: 9.0 mm (0.35 in.)

Service Limit: 1.6 mm (0.06 in.)



NOTE: Measurement does not include pad backing thickness.

6. If the lining thickness is less than service limit, replace the brake pads as a set.

(4WS) as shown:

